

NEW

Bi2 AIR

SL Air inverter - slim



Compatible with:



PRO-POWER

Up to 4.85 kW of power, for larger spaces and colder climates.



INTEGRAL DESIGN

Front and side panels are joined for easy installation and maintenance.



MULTISET CONTROL

Integrated electronics allows touch operation, remote control and home automation connection.

FEATURES

- Heats, Cools, Dehumidifies and Filters.
- Integral aesthetics with intake from the lower side.
- Front in metal, sides in ABS.
- Compact: Min thickness 17,9 cm max 20 cm.
- Range consisting of 2 power modules.
- DC brushless motor.
- Monobloc body for work in comfort.
- Double motorised steel air delivery flap.
- Anti-intrusion grilles on the air intake and outlet.
- Removable filters placed on the air intake.
- Remote control supplied (only for TR control).
- Available in the colours: White RAL 9003
- Floor, wall or ceiling installation.**



MULTISET CONTROL

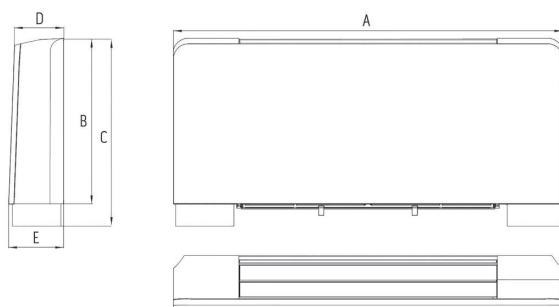
TR COMMAND (Touch Remote):

Touch control on the machine and remote control supplied.

By means of a selection of buttons on the machine it is possible to remotise * with remote control on the wall (chronothermostat cod. B0736, optional) or with home automation, through the Modbus RS485 signal protocol

AR (Analogic Remote) COMMAND:

Analog control for universal remote control with wall controls or home automation systems, through the 0-10V signal or 4-speed digital.



		1400	1600
A	mm	1345	1415
B	mm	599	599
C	mm	719	719
D	mm	179	179
E	mm	200	200
Net weight	kg	22,5	24

* Excluding the combination with SIOS Control, in all other cases: Touch control on the machine, air probe on the machine and remote control disabled

**Ceiling installation: ceiling installation kit and feet kit required



- 1 Heat exchange battery
- 2 Tangential fan
- 3 DC Brushless electric motor
- 4 Discharge air flap and anti-intrusion delivery grille
- 5 Condensate collection tray
- 6 Front body in electro-galvanised sheet
- 7 Anti-intrusion intake grille
- 8 ABS sides
- 9 Touch control on the machine (TR version)

PRELIMINARY TECHNICAL DATA

MODEL				SL Air inverter - slim					
				1400			1600		
SL Air inverter (with command TR)		cod.		02048			02050		
SL Air inverter (with command AR)		cod.		02049			02051		
Fan speed				Lower	Middle	High	Lower	Middle	High
Total power output in cooling mode		a27/19 - w7/12 (a)	kW	3.05	3.78	4.45	3.28	4.09	4.85
Sensitive power output in cooling mode		a27/19 - w7/12 (a)	kW	2.14	2.69	3.20	2.30	2.90	3.50
Fluid flow rate		a27/19 - w7/12 (a)	l/h	525.6	652.4	769.9	565.2	706	839.2
Water side head loss		a27/19 - w7/12 (a)	kPa	19	27.8	37.2	20.9	30.8	41
Total power output in heating mode		a20/15 - w50/- (b)	kW	3.61	4.53	5.50	3.85	4.87	5.90
Fluid flow rate		a20/15 - w50/- (b)	l/h	525.6	652.4	769.9	565.2	706	839.2
Water side head loss		a20/15 - w50/- (b)	kPa	16.2	23.7	31.7	19.4	28.6	35.7
Total power output in heating mode		a20/15 - w45/40 (c)	kW	3.07	3.87	4.70	3.28	4.16	5.05
Fluid flow rate		a20/15 - w45/40 (c)	l/h	527.1	663.4	803.9	563.1	713	863.6
Water side head loss		a20/15 - w45/40 (c)	kPa	17.1	25.8	35.5	20.2	30.8	38.8
Absorbed power			W	6	13	26	6	15	29
Sound Power Lw(A)			dB(A)	38	49	54	39	50	55
Sound pressure Lp (A)			dB(A)	30	41	46	31	42	47
Air flow			m ³ /h	460	610	765	490	655	820
Battery water content			l	2.33			2.5		
Maximum operating pressure			bar	10			10		
Hydraulic fittings			inches	Eurocone 3/4			Eurocone 3/4		
Electrical power supply			V/ph/Hz	230/1/50			230/1/50		
Max static heating efficiency (50°C)			kW	-			-		
Max static heating efficiency (70°C)			kW	-			-		
Water content of the radiant panel			l	-			-		




The above services refer to the following operating conditions:

- (a) Cooling mode at standard conditions: air temperature 27°C b.s., 19°C b.u., water inlet temperature 7°C, water outlet temperature 12°C
- (b) Heating mode conditions of use 1: air temperature 20°C b.s., 15°C b.u. max, water inlet temperature 50°C, water flow equal to the cooling water standard condition
- (c) Heating mode standard conditions: air temperature 20°C b.s., 15°C b.u. max, water inlet temperature 45°C, water outlet temperature 40°C
- (d) Sound pressure level valid for closed rooms with a volume of 100 m³ with a reverberation time of 0.5 s and installation on the floor/ceiling, sound emission on 1/4 sphere at 3 m distance
- (e) Eurovent certified data
- (f) Air flow rate measured with clean filters



ACCESSORIES

SL AIR INVERTER - ULTRASLIM E SLIM

Accessories control TR

	CODE	DESCRIPTION	COMBINATIONS
ON BOARD CONTROL	INSTALLED AS STANDARD	The TR (Touch Remote) control includes a touch control on the machine and a remote control (supplied). Furthermore, through a combination of keys, it is possible to remotely command the control with a B0736 wall remote control or a home automation system (Olimpia Splendid or compatible), through the Modbus RS485 ASCII serial protocol (configurable ASCII or RTU for sizes 1400 and 1600). Furthermore, through the user interface, only for sizes 1400 and 1600, it is possible to add a correction on the room temperature read.	B0736  My Home by 
ON BOARD CONTROL	B0736	LCD wall clock thermostat remote control kit. Programmable wall LCD thermostat control for MODBUS connection, RS485. Ability to control up to 30 units. Desired temperature selection, operation mode, fan speed, manual/programmable thermostat. Room sensor inserted in control. Backlit LCD. Presence contact input. The control is equipped with a 230/12VAC double insulation power transformer and a buffer battery. Wall installation with center to center distance compatible with standard recessed mounting box 503.	
Addressing for Bticino management and SiOS Control		INDRZ Mandatory default addressing of remote kits in case of remote management via Modbus connection with SiOS Control, Bticino MYHome and any other system that communicates in Modbus.	-

Accessories control AR

	CODE	DESCRIPTION	COMBINATIONS
ON BOARD CONTROL	INSTALLED AS STANDARD	The AR (Analogic Remote) command allows remote control by interfacing with wall controls or home automation control systems via 0-10V analog input or contacts (for fan coil radiators use the contact mode). It has a 230Vac output for control of a solenoid valve and a water probe inlet with the function of a minimum probe (only for use with contacts). For the sizes 1400 and 1600: minimum water probe even in 0-10V use, wide voltage range for managing of the static operation of the fan coil radiators even in 0-10V use.	B0151 B0152
REMOTE CONTROL	B0151 	Wall control kit with thermostat, summer/winter selector and speed switch. Wall thermostat with room sensor, On-Off switch, three-speed fan and summer/winter selector. Temperature range setting from 5 °C to 30 °C. 230 V supply. It has two 230VAC hot water and cold water solenoid outlets and an inlet water temperature sensor.	
	B0152 	Recessed control kit LCD with ambient sensor and thermostat, summer/winter selector and speed switch. Electronic recessed thermostat with ambient sensor, On-Off switch, fan speed selector (min, med, max and auto), ambient temperature, minimum water sensor mode and summer/winter selector. Temperature range setting from 5 °C to 35 °C. 230 V supply.	

	CODE	DESCRIPTION
HYDRAULIC KITS	 B0832	2-way valves unit kit with 4-wire thermoelectric actuator and end run micro switch. Consists of a valve with thermoelectric actuator and holder, the first allows for the control of terminal thermal emissions intercepting water passage; the holder allows the balancing of system load losses. This kit is mandatory in version SLR except in the case of using a 3-way valve kit or in the presence of a collector with thermoelectric heads.
	 B0834	3-way valves unit kit with 4-wire thermoelectric actuator and end run micro switch. Consists of a three-way diverter valve with thermoelectric actuator, and a holder. The first allows the control of terminal thermal emissions intercepting water passage; the holder allows the balancing of system load losses; the by-pass keeps water circulating in the system. This kit is an alternative to the 2-way solenoid valve kit (required in version SLR).
	 B0205	Manual 2-way group valves kit. Consisting of a valve and a holder, the first allows the cabinet to be manually excluded from the system, while the holder allows the balancing of system load losses. Also allowed when solenoid valves on the collector are managed by the control kit of terminal Bi2.
	 B0204	Manual 2-way valve isolation kit. Avoids condensation during the cooling operation (already included in the other thermoelectric hydraulic kits).
	 B0200 B0201	Kit pair adapters. Allows you to transform the Bi2 3/4" Eurocone connection into a standard 1/2" (B0200) or 3/4" (B0201) gas thread connection.
	 B0203	Kit 90° Eurokonus bend Facilitates the connection in case of hydraulic connections with walled pipes.
	ELECTRICAL KITS	 B0839
AESTHETICAL KITS	 B0853 (200) B0853 (400) B0853 (600) B0853 (800) B0853 (1000) B0874 (1400) B0874 (1600)	Feet kit for Bi2 Air Ultraslim and Bi2 Air Slim. Kit of two aesthetic feet for coverage of any floor pipes. Available in white. NEW NEW
	 B0852 (200) B0852 (400) B0852 (600) B0852 (800) B0852 (1000)	Floor fixing brackets kit for Bi2 Air Ultraslim Kit support brackets and mounting the floor of the terminal (applications front windows or on non-bearing walls). It also has the function of aesthetic kit (color off white).
	 B0875 (1400) B0875 (1600)	Floor fixing bracket kit Bi2 Air Slim. Terminal support and floor fixing bracket kit (front glass applications or on non-bearing walls). To be used in combination with kit B0874. It increases the fan coils thickness of 17 mm (18 mm if with back panel). NEW NEW
	 B0847 (200) B0848 (400) B0849 (600) B0850 (800) B0851 (1000) B0876 (1400) B0877 (1600)	Back panel in painted sheet (for front glass applications). NEW NEW
	 B0520 (200) B0521 (400) B0522 (600) B0523 (800) B0524 (1000) B0878 (1400) B0879 (1600)	Bi2 ceiling installation kit (excluding SLR versions) NEW NEW