

Bi2 SL smart inverter

Total flat **inverter** fan coil radiator.

No unsightly grill: total and perfect integration with the building.



Design by S. Ercoli & A. Garlandini

FEATURES

Cools, Dehumidifies, Heats and Filters

Compact: thickness of just 12,9 cm

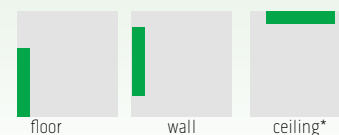
Range consists of 5 power models

DC brushless Motor

Smart sides

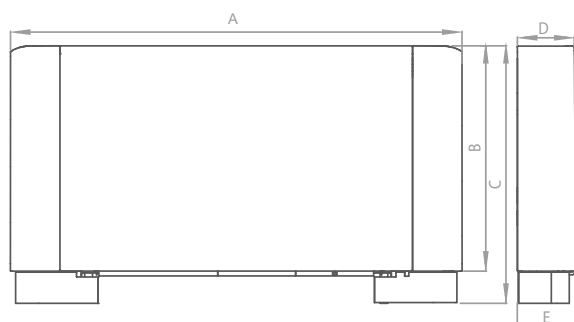
Total Flat Aesthetic with integrated vacuum system

installation:



Available in colors: ☐ White


		Bi2 smart without heating panel (SL Smart Inverter)				
MODEL		SL smart inverter 200	SL smart inverter 400	SL smart inverter 600	SL smart inverter 800	SL smart inverter 1000
White	cod.	01634	01635	01636	01637	01638



		200	400	600	800	1000
A	mm	759	959	1159	1359	1559
B	mm	579	579	579	579	579
C	mm	659	659	659	659	659
D	mm	129	129	129	129	129
E	mm	150	150	150	150	150
Weight	kg	11,5	13	15,5	18,5	21,5

* Front basin kit and feet kit are necessary

- 1 Valve with thermoelectric actuator (accessory kit)
- 2 High Efficiency Coil
- 3 Water temperature sensor
- 4 High efficiency tangential fan
- 5 Condensation collector basin
- 6 DC brushless inverter motor
- 7 Electronic controls (accessory kit)



		Bi2 SL smart				
MODEL		200	400	600	800	1000
(a) Total cooling capacity	kW	0,83	1,76	2,56	3,3	3,81
Sensible cooling capacity	kW	0,65	1,27	1,96	2,56	3,01
Water flow rate	lt/h	142	302	446	573	655
Water pressure loss	kPa	13,1	8,2	19	18,7	18,2
(b) Heating capacity (50°C)	kW	0,98	2,15	2,89	3,82	4,35
Water flow rate (50°C)	lt/h	84	185	249	329	374
Water pressure loss (50°C)	kPa	4,72	2,94	5,57	4,49	4,23
(c) Heating capacity (70°C)	kW	1,77	3,88	5,21	6,88	7,83
Water flow rate (70°C)	lt/h	152	334	448	592	673
Water pressure loss (70°C)	kPa	10,9	7,0	14,3	12,7	12,5
Battery water capacity	l	0,47	0,8	1,13	1,46	1,8
Maximum operating pressure	bar	10	10	10	10	10
Water connections	inches	Eurocone 3/4	Eurocone 3/4	Eurocone 3/4	Eurocone 3/4	Eurocone 3/4
(d) Air flow min	m³/h	100	170	180	370	420
(d) Air flow max	m³/h	160	320	460	575	650
Absorbed power min	W	5	6	7	8	9
Absorbed power max	W	11	19	20	24	27
Sound power min Lw	dB(A)	38	39	41	42	42
Sound power max Lw	dB(A)	52	53	53	53	54
(g) Sound pressure	dB(A)	34	36	37	35	38
Electrical supply	V/ph/Hz	230/1/50	230/1/50	230/1/50	230/1/50	230/1/50

(a) Water temperature in battery inlet 7°C, water temperature in battery outlet 12°C, ambient air temperature 27°C b.s. and 19°C b.u.

(b) Water temperature in battery inlet 50°C, water flow in cooling, inlet ambient air temperature 20°C













(c) Water temperature in battery inlet 70°C, water temperature in battery outlet 60°C, ambient air temperature inlet 20°C

(d) Air flow measured with clean filters

(g) Sound pressure measured at 1,5 m

ACCESSORIES

		CODE	DESCRIPTION	COMPATIBILITY
ON BOARD CONTROL		B0686	Built-in Bi2 inverter control kit. Control with adjustable thermostat, fan speed selection (summer, winter, automatic) and ventilation program (minimum, maximum, night, modulated) and minimum water sensor function. It has an inlet for the presence sensor contact connection, a 230VAC outlet for the solenoid valve control, and contacts to enable the boiler or chiller.	
		B0673	Built-in electronic autonomous control kit. Control with adjustable thermostat, fan speed selection (summer, winter, automatic) and ventilation program (minimum, maximum, night, modulated) and minimum water sensor function. It has an inlet for the presence sensor connection, and two 230VAC outlets for the control of 2 solenoid valves.	
		B0774	Touch design built-in control kit. Back-lit display with desired temperature visualization, real-touch switches, mode of operation and fan speed selection. Control with adjustable thermostat, fan speed selection (summer, winter, automatic) and ventilation program (minimum, maximum, night, modulated) and minimum water sensor function. It has an inlet for the presence sensor contact connection, a 230VAC outlet for the solenoid valve control. Remote control provided.	
REMOTE CONTROL		B0685	Bi2 inverter control kit for remotization . The main operating parameters, set point and ambient temperature are transmitted from the remote control B0736 to all connected fan coils on the network, enabling a seamless operation. It has a 230VAC outlet for the control of a solenoid valve, two clean contacts for the control of a chiller or a boiler, and a presence inlet. Operation in MODBUS protocol, RS485.	B0736  My Home by 
		B0756	Control kit for remotization for the management and control through analogic inlet 0-10V or contacts. It has a 230VAC outlet for the control of one solenoid valve and a water sensor inlet with minimum temperature sensor function (in the contact mode)	
		B0151	Wall control kit with thermostat, summer/winter selector and speed switch. Wall thermostat with room sensor, On-Off switch, three-speed fan and summer/winter selector. Temperature range setting from 5 °C to 30 °C. 230 V supply. It has two 230VAC hot water and cold water solenoid outlets and an inlet water temperature sensor.	B0756
		B0152	Recessed control kit LCD with ambient sensor and thermostat, summer/winter selector and speed switch. Electronic recessed thermostat with ambient sensor, On-Off switch, fan speed selector (min, med, max and auto), ambient temperature, minimum water sensor mode and summer/winter selector. Temperature range setting from 5 °C to 30 °C. 230 V supply.	B0756
		B0736	LCD wall clock thermostat remote control kit Programmable wall LCD thermostat control for MODBUS connection, RS485. Ability to control up to 30 units. Desired temperature selection, operation mode, fan speed, manual/programmable thermostat. Room sensor inserted in control. Backlit LCD. Presence contact input. The control is equipped with a 230/12VAC double insulation power transformer and a buffer battery. Wall installation with center to center distance compatible with standard recessed mounting box 503.	B0685 

		CODE	DESCRIPTION
HYDRAULIC KITS		B0139	2 way group valves with thermoelectric actuator kit. Consists of a valve with thermoelectric actuator and holder, the first allows for the control of terminal thermal emissions intercepting water passage; the holder allows the balancing of system load losses. This kit is mandatory in version SLR except in the case of using a 3-way valve kit or in the presence of a collector with thermoelectric heads.
		B0641	2-way valves group kit with thermoelectric actuator and bypass branch with pressure relief valve. The kit consists of a valve with thermoelectric actuator, a holder and a bypass with a pressure relief valve, the first allows the control of terminal thermal emissions intercepting water passage; the holder allows the balancing of system load losses while the by-pass maintains the system balanced even with cabinet excluded. This kit is an alternative to the 2-way solenoid valve kit. (Required in SLR version)
		B0635	3-way group valves kit with thermoelectric actuator. Consists of a three-way diverter valve with thermoelectric actuator, and a holder. The first allows the control of terminal thermal emissions intercepting water passage; the holder allows the balancing of system load losses; the by-pass keeps water circulating in the system. This kit is an alternative to the 2-way solenoid valve kit (required in version SLR).
		B0205	Manual 2-way group valves kit. Consisting of a valve and a holder, the first allows the cabinet to be manually excluded from the system, while the holder allows the balancing of system load losses. Also allowed when solenoid valves on the collector are managed by the control kit of terminal Bi2.
		B0204	Manual 2-way valve isolation kit. Avoids condensation during the cooling operation (already included in the other thermoelectric hydraulic kits).
		B0501	Spacer kit (No. 1 unit) 3/4 Eurokonus. Available for multilayer pipes d. 20 mm. (which do not allow adequate bending radii), no. 1 or 2 kit. for machine according to the type of installation.
		B0200 B0201	Adaptors couple kit. Allows you to transform the Bi2 3/4 " Eurocone connection into a standard 1/2 "(B0200) or 3/4 " (B0201) gas thread connection.
		B0203	kit 90° Eurokonus bend. Facilitates the connection in case of hydraulic connections with walled pipes
ELECTRICAL KITS		B0632 (200) (400) (600) B0633 (800) (1000)	Control connection extension kit. Power and motor sensor electric connection cable for installations where connection positions are rotated (from Right to Left) .
		B0682	Feet kit for smart Bi2. Kit of two aesthetic feet for coverage of any floor pipes. Available in white.
AESTHETICAL KITS		B0683	Floor fixing bracket kit Bi2 smart. Kit support brackets and mounting the floor of the terminal (applications front windows or on non-bearing walls). It also has the function of aesthetic kit (color off white).
		B0677 (200) B0678 (400) B0679 (600) B0680 (800) B0681 (1000)	Back panel in painted sheet (For front glass applications).
		B0520 (200) B0521 (400) B0522 (600) B0523 (800) B0524 (1000)	Bi2 ceiling installation kit (Excluding versions SLR and SLI)